



Welcome to
Open House!
2nd Grade



HCES STAFF

Dr. Bradley Martin

Principal

Christie L. DePriest

Assistant Principal

Lianna Robles

Secretary/ Bookkeeper

Ellen Patterson

Curriculum Resource Teacher/ Testing Coordinator

Andrea Parisi

Media Specialist

Gabriela MacDonald

ELA and MTSS Coach

Natasha Rivera- Burke

Math Coach, Dual Language Coordinator

Lynmarie Ortiz

Science Coach,

Carol Grodzienski

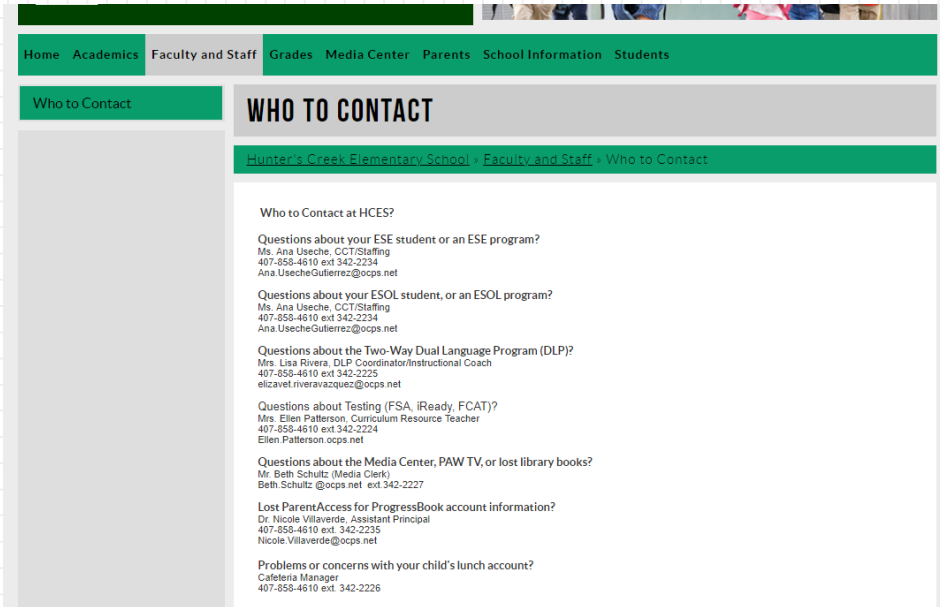
Staffing Specialist, Curriculum Compliance Teacher

Hector Soto


ESOL Compliance Specialist

Zaida Huertas

Guidance Counselor



**Contact information for all
staff can be found at
hunterscreek.ocps.net**



2nd Grade Teachers

Mrs. Julie Dubois (Team Leader)

Ms. Jody DaCosta


Ms. Gianna Aprile

Ms. Lynn Karavanich

Mrs. Nancy Molina

Ms. Liane Lopez – TWDL

Ms. Elizabeth Keebler – TWDL






HCES SPECIAL AREAS

Mrs. McCarthy (Art)

Ms. Lane (Music)

Mr. Campbell (Physical Education)

- **Students have PE three times each week. Please send students in sneakers/tennis shoes on PE days for safety. Also send water bottles with your child's name on it (first and last).**






HCES Procedures

Arrival



- Students may begin to arrive at school at 8:15 am daily.
- Students need to be in class no later than 8:40am, which is when the first bell rings.
- Student will sit in their designated areas, in the hallway outside the Media Center.






HCES Procedures

Tardies

- Students who arrive after the 8:45 bell will need to check in at the office.
- Parents need to walk their child into the office to get a tardy pass.




HCES Procedures

Dismissal



- Car Line
 - No cell phones
 - 10 MPH limit
 - No parking to pick up child
 - **Please do not get out of your vehicle when picking up your student.**




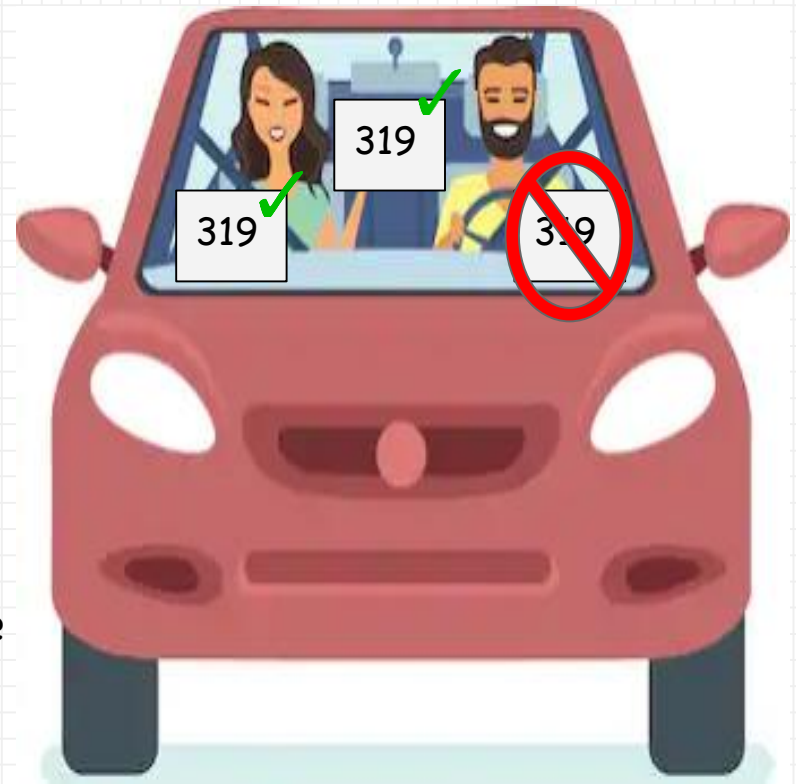
HCES Procedures

Dismissal



- **Car Rider Numbers**

- Students will be assigned one car rider number per family.
- This number must be visible at pick-up each day.
- Hand-written signs will not be accepted.
- Parents without a car rider number will need to go to the office with a valid state issued ID to sign out their child.





HCES Procedures

Dismissal


Front & Back

- Walkers
- Bike Riders
- Bus Riders

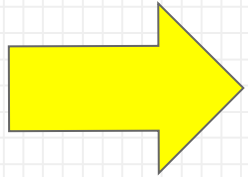


HCES WALKER COMMUNITIES


<i>Front Walkers</i>	<i>Back Walkers</i>
<ul style="list-style-type: none"> • Ashton • Calabay Cove • Carrington • Chelsea Landing • Glenhurst • Hunter's Isle • Montara • Ocita • Orista Bay 	<ul style="list-style-type: none"> • Chartres Gardens • Arium • Cypress Point • Osprey Links • The Parks at Hunter's Creek • The Parkways at Hunter's Creek • Timucua • Urbana • Villanova
RED Must wait for adult/sibling	ORANGE Must wait for adult/sibling
LAVENDER May leave alone	GREEN May leave alone



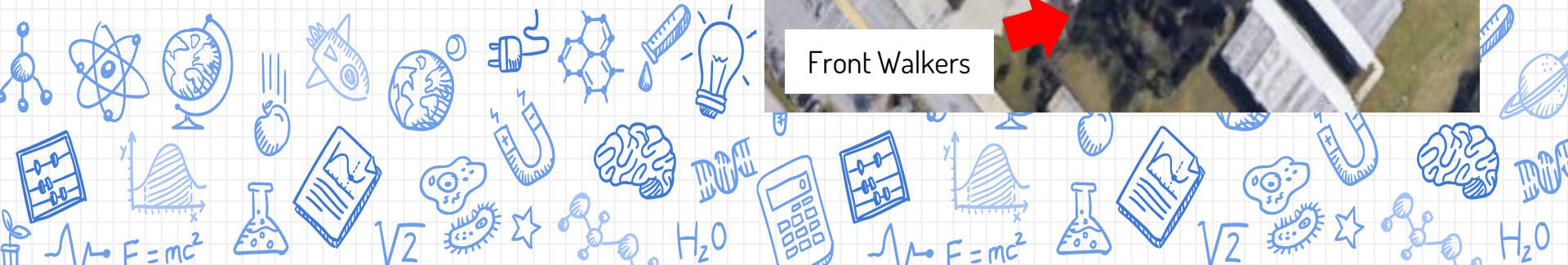
HCES Walker Procedures



Students are escorted by faculty and staff.



Parent/Guardian Pick-Up Area




HCES Procedures

Medication



- Medication should be dropped off with our nurse in new unopened packages or be accompanied by a prescription.
- FOR SAFETY AND SECURITY REASONS, MEDICINE IS NOT TO BE SENT TO THE SCHOOL WITH THE CHILD OR SIBLINGS. Notes from home will NOT be accepted as authorization for dispensing medications.
- An authorization form must be completed with the school nurse.



Our Goals

- To give our students academic challenges and multiple pathways that will enable them to meet the rigors of Second Grade level standards.
- To provide a caring, supportive, and fun classroom environment.
- To help our students make new friends and discover new interests.

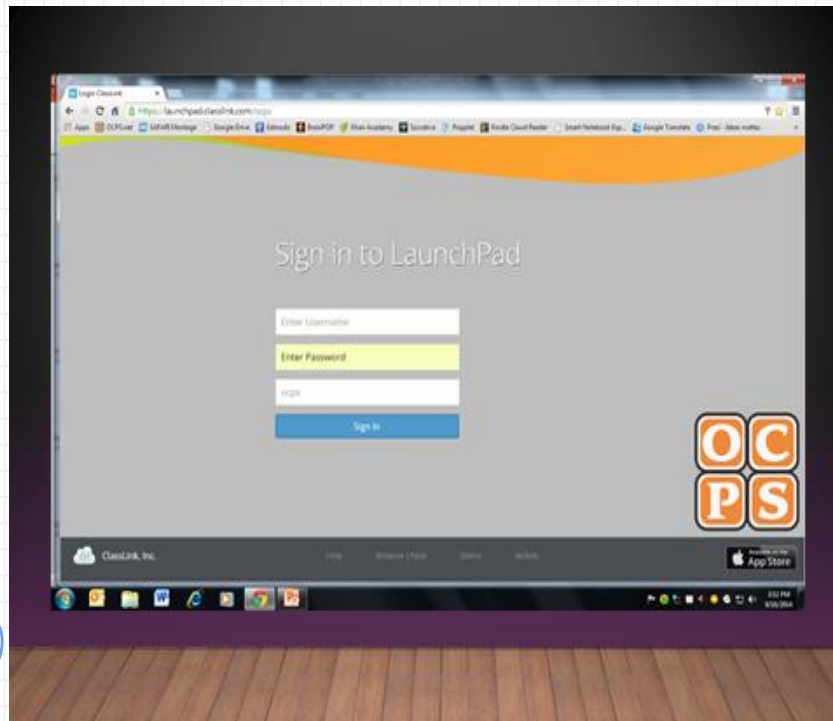




LaunchPad

- To login, go to www.launchpad.ocps.net
- Username: Student ID number
- Password: Birthday (year/month/day)

- Can access Reading/Language Arts, Math, Science, Social Studies,
- OCPS, lunch menus, typing tutor and other sites.



CURRICULUM


All curriculum can be found online in the Launch Dashboard.



Savaas has our Envision Math Program and Success Maker.



Edmentum has Exact Path Reading Lessons



McGraw-Hill contains Reading and science plus resources.



TCI contains Social Studies and resources.




Reading

Many reading skills are taught and practiced in second grade.

B.E.S.T. Florida Standards are in these categories:

- Foundational Skills
- Reading Skills
- Communication Skills
- Vocabulary Skills



The Science of Reading



What is the Science of Reading?

Instructional Shifts in OCPS

The **Science of Reading** is research from thousands of studies that tells us about how people learn to read.



Structured Literacy is an approach to reading instruction that is explicit, systematic, cumulative, sequential and multisensory.

OCPS is creating a stronger alignment with the Science of Reading through explicit instruction for both **word recognition** and **language comprehension** to help students become successful readers.

- Read different types of books
- Ask questions before, during, and after reading
- Play word games
- Discuss new words included in the text
- Ask your child's teacher for more tips

How Do We Implement?

Activities for Home



Foundational Skills


- Students should come into second grade with a good foundation of phonics and decoding skills. Students should already know Kindergarten and first grade sight words.
- In second grade we review skills previously taught and put them into practice. Students should know and apply grade-level phonics and word analysis skills in decoding words.
- Distinguish long and short vowels when reading regularly spelled one-syllable words.
- Know spelling-sound correspondences for additional common vowel teams.
- Decode regularly spelled two-syllable words with long vowels.
- Decode words with common prefixes and suffixes.



Writing

Florida Writing Standards for second grade are:

- Write to inform about a topic with facts and details.
- Write a detailed story that has a clear sequence of events.
- Stick to a topic and revise writing.
- Use technology to write and publish work.
- Research and write for a project.
- Follow rules about words and sentences.
- Capitalize holidays, proper nouns, geographical names, and proper names.
- Use commas, apostrophes, and punctuation correctly.
- Apply what they know about spelling patterns in written words.
- Produce complete sentences



Math



B.E.S.T. Florida Standards are in these categories:

- Number Sense
- Place Value
- Addition and subtraction strategies
- Money and Telling Time
- Measurement
- Data
- Geometry and fractions
 - *Students are expected
 - Their math fact




Math
enVision Florida B.E.S.T.
Mathematics 2023
Grade 2




Science

- Practice of Science
- Earth Structures
- Earth Systems
- Properties of Matter
- Changes in Matter
- Forms of Energy
- Force and Motion
- Living Organisms
- Heredity and Life Cycles




Social Studies


- Rules and Laws
- Community and Citizenship
- Native Americans
- Colonial Americans
- Immigration of Today
- Economics
- Map and globe skills



Grading and Reports




- Grades reflect what a student knows and can do in relation to 2nd grade standards.
- Grades can be checked anytime in Skyward. This is found in the Launch Dashboard. You can login using email: studentsID#@students.ocps.net password is their birthdate (yyyymmdd)
- Report Cards are sent home every 9 weeks
- Progress Reports are sent home in between the report cards to inform you of how your child is doing so far in that grading period.



Assessments

- Exact Path tests for reading are done throughout the year.
- F.A.S.T. test in reading and math are done at the beginning, middle, and end of the year.
- Unit quizzes and summative tests are given during, and at the end of units in reading, math, writing, and science.

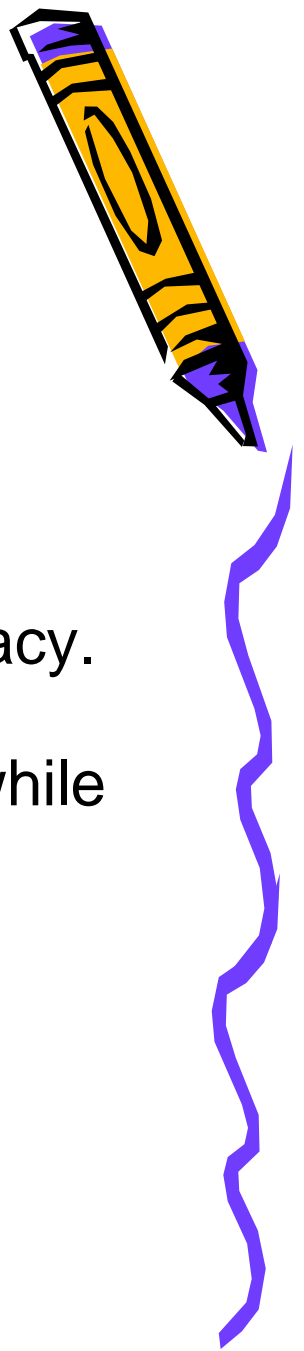


Homework


- Nightly Spelling Homework
- Math Practice from that day's lesson
- Read 30 minutes

How can parents help at home?

- Review homework nightly for completion and accuracy.
- Read to and with your child nightly. Ask questions while reading for understanding.



Parent Involvement



- ADDitions, PTA, School Advisory Council, Multilingual Parent Leadership Council, Two-Way Dual Language Parents' Advisory Committee
- SAC and PTA meet the first Monday of each month.




HCES PTA



- **HCES PTA** helps support the school in various ways throughout the year. This year we are paying for Scholastic Weekly. Other things we fund are our Pastries with Parents, teacher appreciation and other needs throughout the year.
- Visit our website to get involved! <https://hcespanthers.memberhub.com/>. This is where families can purchase memberships and school apparel.)



Communication



- E-mails work best. Teacher respond to emails within 48 hours and cannot answer emails during academic time; if there is an emergency, please call the office.
- Teachers will send out emails to parents as needed.
- Parent Conferences – Conference Night will be in October. More information will be sent home prior to the date. But you may request a conference at any time.





Skyward access for parents

*The RED circle shows a helpful link to a video tutorial on how to access and set up a Skyward account to check student progress.

<https://parents.classlink.com/ocps>

<https://www.ocps.net/cms/one.aspx?portalId=54703&pageId=1158765>

OCPS Parent Portal

[Setup](#) | [Video](#) | [Help](#)

USING EMAIL USING PHONE NUMBER

Enter your Email

email@domain.com

Next

OCPS Parent Portal

20+ APPS

Including...


Canvas Parent for course calendars, assignments, and viewable student work submissions!

Skyward Family Access for attendance, schedules, grades, discipline, standardized test scores, report cards and online forms!

Digital Resource Guides for videos, tutorials and guides!



Orange County Public Schools / Skyward



Welcome to the Orange County Public Schools parent/guardian website for Skyward - our student information system. This system includes portals for students and parents/guardians - Student Access and Family Access. Important information is included in the Communication section and training materials explaining registration and use of the system are included in the Documentation section.

Please contact your school if you have issues with either registering, logging in, or using the system.

OCPS Parent Portal (Skyward Login)

How to Register


User Instructions

Help Form

Video

Communication

Documentation



Talking Points

Talking Points is a new way to text your student's teachers and school! There's an app, too! (You should have already received your first texts!)

TalkingPoints
TalkingPoints for Families
Learn more about the communication tool your school/district will be using this year!

What is TalkingPoints?
TalkingPoints is an easy and safe way for parents to communicate in their home languages with their child's teachers! We will be using this platform to communicate with you about your child's education and progress.

You can communicate with me in your home language!
TalkingPoints will translate our messages so that you can communicate with me in your preferred language!

Family Text Messaging **Family Mobile & Web App**

Types of Messages

- Classwide announcements and reminders
- Updates on what we're learning in class
- Individual communication
- Homework and assignment help
- Parents check-ins about your child
- Information on grades and progress

Accessibility Features Text-to-speech and Speech-to-text, phone permitting.

Accessibility Features for the Family App Only

- TalkingPoints Parent Ed 101**
Click to see a definition of highlighted education terms
- TalkingPoints Education Glossaries**
Access to a glossary with definitions of K-12 terms
- TalkingPoints Help Me Understand**
Click to request that a message be retranslated by human translators

Get started with the TalkingPoints for Families App today!



ADDitions & PTA

- ocps.samaritan.com
- Register to be a volunteer. The application process takes about two weeks.
- Sign in at the main office every time you come to school.
- Please join PTA in the beginning of the year!

OC PS Orange County Public Schools

Search Opportunities

Log in

Opportunity Calendar

Help/FAQs

Partnerships grow the workforce of tomorrow.

Learn more »


Welcome to the Online Orange County Public Schools Volunteer Management System

Thank you for your interest in becoming an ADDitions School Volunteer and/or a Partner in Education for OCPS!

Our mission is to lead our students to success with the support and involvement of families and the community. Each Orange County school has specific needs/opportunities on their campus; therefore the online system gives you the ability to search for an opportunity based on location and interests.

WHAT DO I NEED TO GET STARTED?

- Time - These forms take approximately 5 to 15 minutes to complete



Conferences and Questions

- X Email address: gianna.aprile@ocps.net
- X If you would like to schedule a conference, please email me!
- X If you ever have any questions, please email or use Talking Points to send a message. I will respond within 48 hours.
- X If you have an emergency during the school day, please contact the office.



Thank you for attending
Open House!

